







Annual Topic Planner

St Christopher's CE Primary

EYFS 2022-2023

Autumn 1 	Autumn 2 	Spring 1 	Spring 2 	Summer 1 	Summer 2 
<p>All About me! Starting school / my new class / New Beginnings Superheroes People who help us / Careers Staying healthy / Food / Human body How have I changed? My family / PSED focus What am I good at? How do I make others feel? Being kind / staying safe</p>	<p>Terrific Tales! Traditional Tales Little Red Hen – Harvest Old favourites Familiar tales Library visits Gingerbread Man Cinderella The Nativity At the Panto Christmas Lists Letters to Father Christmas</p>	<p>Amazing Animals! Life cycles Safari Animals around the world Climates / Hibernation Down on the Farm Mini Beasts Animal Arts and crafts Night and day animals Animal patterns David Attenborough Happy Habitats</p>	<p>Come Outside! Plants & Flowers Weather / seasons Does the moon shine? The great outdoors Forest School Planting seeds Make a sculpture: Andy Goldsworthy Reduce, Reuse & Recycle Fun Science / Materials</p>	<p>Ticket to ride! Around the Town How do I get there? Where in the world have you been? Where do we live in the UK / world? Fly me to the moon! Vehicles past and Present Design your own transport! Who was Neil Armstrong?</p>	<p>Fun at the Seaside! Under the sea Off on holiday / clothes Where in the world shall we go? Send me a postcard! Marine life Fossils – Mary Anning Seasides in the past Compare: Now and then! Seaside art</p>
Focus texts and old favourites					
<p>Once there were Giants, The Colour Monster, Funny Bones, Traction Man, Not Now Bernard, The Five Senses, Ruby Worry, Family and Me, I Can't Do That Yet. Whoever You Are, Only One You.</p>	<p>The Jolly Postman Goldilocks Farmer Duck Hansel & Gretal The Ugly Duckling Christmas Story / Nativity Rama and Sita</p>	<p>The Emperors Egg The Very Hungry Caterpillar Aghh Spider! Tiger who came to tea Diary of a wombat Elephant and the Bad Baby Pig in the Pond</p>	<p>The Tiny Seed Oliver's Vegetables Jack and the Beanstalk One Plastic Bag Jasper's Beanstalk Tree, Seasons come and seasons go A stroll through the seasons</p>	<p>The Snail and the Whale The Way back Home The Naughty Bus Mr. Gumpy's Outing The Train Ride Bob, The Man on the Moon Beegu Oi! Get off my train!</p>	<p>Lighthouse Keeper's Lunch Under the Sea Non – Fiction P is for Passport The Journey Zoom Passport to Paris World Atlases Tiddler</p>
'Wow' moments and enhancement days/weeks					

Annual Topic Planner

St Christopher's CE Primary

EYFS 2022-2023

Autumn Remembrance Nurse / Firefighter Harvest Time Birthdays Favourite Songs Talent show Roald Dahl Day Halloween	Trail Day visit	Guy Fawkes / Bonfire Night Christmas Time / Nativity Diwali Hannukah Black History Month Remembrance day Road Safety World Space Week Children in Need Anti- Bullying Week	Chinese New Year LENT Random Acts of Kindness Week Valentine's Day Internet Safety Day Animal Art week Let's go on Safari - An animal a day!	Picnic Planting seeds Easter time Weather experiments Weather Forecast videos Nature Scavenger Hunt Vincent Van Gogh Study Mother's Day Queen's Birthday Science Week Eater Egg Hunt	Post a letter Food tasting – different cultures Map work - Find the Treasure Start of Ramadan Eid D-Day	Under the Sea – singing songs and sea shanties Fossil hunting Father's Day Heathy Eating Week World Environment Day Anniversary of the NHS Pirate Day
--	--------------------	--	--	--	--	--

Trips

Harcourt Arboretum				Hill End Trip	Bristol pirate trip
--------------------	--	--	--	---------------	---------------------

Communication and Language

The development of children's spoken language underpins all seven areas of learning and development. Children's **back-and-forth interactions** from an early age form the foundations for language and cognitive development. The number and quality of the conversations they have with adults and peers throughout the day in a **language-rich environment** is crucial. By commenting on what children are interested in or doing, and echoing back what they say with **new vocabulary added**,

practitioners will build children's language effectively. **Reading frequently to children**, and **engaging them actively in stories**, non-fiction, rhymes and poems, and then providing them with extensive opportunities to use and **embed new words in a range of contexts**, will give children the opportunity to thrive. Through **conversation, story-telling and role play**, where children **share their ideas** with support and **modelling** from their teacher, and sensitive questioning that invites them to elaborate, children become comfortable using a **rich range of vocabulary and language structures**.

Whole EYFS Focus – C&L is developed throughout the year through high quality interactions, daily group discussions, sharing circles, PSHE times, stories, singing, speech and language interventions, EYFS productions, assemblies and weekly interventions.

Welcome to EYFS	Tell me a story!	Tell me why!	Talk it through!	What happened?	Time to share!
Settling in activities Making friends Children talking about experiences that are familiar to them What are your passions / goals / dreams? This is me! Rhyming and alliteration Familiar Print Model talk routines through the day. For example, arriving in school: "Good morning, how are you?"	Settling in activities Develop vocabulary Discovering Passions Tell me a story - retelling stories Story language Word hunts Listening and responding to stories Following instructions Takes part in discussion Understand how to listen carefully and why listening is important. Use new vocabulary through the day. Choose books that will develop their vocabulary.	Using language well Asks how and why Questions. Discovering Passions Retell a story with story language Story invention – talk it! Ask questions to find out more and to check they understand what has been said to them. Describe events in some detail. Listen to and talk about stories to build familiarity and understanding. Learn rhymes, poems and songs.	Settling in activities Describe events in detail - time connectives Discovering Passions Understand how to listen carefully and why listening is important. Use picture cue cards to talk about an object: "What colour is it? Where would you find it? Sustained focus when listening to a story	Settling in activities Discovering Passions Re-read some books so children learn the language necessary to talk about what is happening in each illustration and relate it to their own lives	Show and tell Weekend news Discovering Passions Read aloud books to children that will extend their knowledge of the world and illustrate a current topic. Select books containing photographs and pictures, for example, places in different weather conditions and seasons.

Personal, Social and Emotional Development

Children's personal, social and emotional development (PSED) is **crucial for children to lead healthy and happy lives**, and is fundamental to their cognitive development. Underpinning their personal development are the important attachments that **shape their social world**. Strong, warm and supportive relationships with adults enable children to learn how to **understand their own feelings and those of others**. Children should be supported to **manage emotions, develop a positive sense of self, set themselves simple goals, have confidence in their own abilities, to persist** and wait for what they want and direct attention as necessary. Through adult modelling and guidance, they will learn **how to look after their bodies, including healthy eating**, and manage personal needs independently.

Through supported interaction with other children, they learn how to make good friendships, co-operate and resolve conflicts peaceably. These attributes will provide a secure platform from which **children can achieve at school and in later life.**

<p>Being Me In My World New Beginnings See themselves as a valuable individual. Being me in my world Class Rule Rules and Routines. Supporting children to build relationships.</p> <p>Jigsaw Self-identity Understanding feelings Being in a classroom Being gentle Rights and responsibilities</p>	<p>Celebrating Difference Feelings Learning about qualities and differences Celebrating differences Identify and moderate their own feelings socially and emotionally. Encourage them to think about their own feelings and those of others by giving explicit examples of how others might feel in particular scenarios</p> <p>Jigsaw Identifying talents Being special Families Where we live Making friends Standing up for yourself</p>	<p>Dreams and Goals Looking after others Friendships Dreams and Goals Show resilience and perseverance in the face of challenge. Discuss why we take turns, wait politely, tidy up after ourselves and so on.</p> <p>Jigsaw Challenges Perseverance Goal-setting Overcoming obstacles Seeking help Jobs Achieving goals</p>	<p>Healthy Me How to deal with anger Emotions Self - Confidence Build constructive and respectful relationships. Ask children to explain to others how they thought about a problem or an emotion and how they dealt with it.</p> <p>Jigsaw Exercising bodies Physical activity Healthy food Sleep Keeping clean Safety</p>	<p>Relationships What makes a good friend? Healthy me Random acts of Kindness Looking after pets Looking After our Planet Give children strategies for staying calm in the face of frustration. Talk them through why we take turns, wait politely, tidy up after ourselves and so on</p> <p>Jigsaw Family life Friendships Breaking friendships Falling out Dealing with bullying Being a good friend</p>	<p>Changing Me Taking part in sports day - Winning and losing Changing me Look how far I've come! Model positive behaviour and highlight exemplary behaviour of children in class, narrating what was kind and considerate about the behaviour.</p> <p>Jigsaw Bodies Respecting my body Growing up Growth and change Fun and fears Celebrations</p>
--	---	---	---	--	---

Physical development

Physical activity is vital in children's all-round development, enabling them to pursue happy, healthy and active lives. Gross and fine motor experiences develop incrementally throughout early childhood, starting with sensory explorations and the development of a child's strength, co-ordination and positional awareness through tummy time, crawling and play movement with both objects and adults. By creating games and providing opportunities for play both indoors and outdoors, adults can support children to develop their core strength, stability, balance, spatial awareness, co-ordination and agility. Gross motor skills provide the foundation for developing healthy bodies and social and emotional well-being. Fine motor control and precision helps with hand-eye co-ordination, which is later linked to early literacy. Repeated and varied opportunities to explore and play with small world activities, puzzles, arts and crafts and the practice of using small tools, with feedback and support from adults, allow children to develop proficiency, control and confidence.

Fine motor

Continuously check the process of children’s handwriting (pencil grip and letter formation, including directionality). Provide extra help and guidance when needed.

<p>Threading, cutting, weaving, playdough, fine motor activities. Manipulate objects with good fine motor skills Draw lines and circles using gross motor movements Hold pencil/paint brush beyond whole hand grasp Pencil Grip</p>	<p>Threading, cutting, weaving, playdough, Fine Motor activities. Develop muscle tone to put pencil pressure on paper Use tools to effect changes to materials Show preference for dominant hand Engage children in structured activities: guide them in what to draw, write or copy. Teach and model correct letter formation.</p>	<p>Threading, cutting, weaving, playdough, Fine Motor activities. Begin to form letters correctly Handle tools, objects, construction and malleable materials with increasing control Encourage children to draw freely. Holding Small Items / Button Clothing / Cutting with Scissors</p>	<p>Threading, cutting, weaving, playdough, Fine Motor activities. Hold pencil effectively with comfortable grip Forms recognisable letters most correctly formed More Ideas here: https://mrsunderwood.co.uk/prod/uct/50-fine-motor-activity-ideas/</p>	<p>Threading, cutting, weaving, playdough, Fine Motor activities. Develop pencil grip and letter formation continually Use one hand consistently for fine motor tasks Cut along a straight line with scissors / start to cut along a curved line, like a circle / draw a cross</p>	<p>Threading, cutting, weaving, playdough, Fine Motor activities. Form letters correctly Copy a square Begin to draw diagonal lines, like in a triangle / Start to colour inside the lines of a picture Start to draw pictures that are recognisable / Build things with smaller linking blocks, such as Duplo or Lego</p>
---	---	--	---	--	--

Grossmotor

<p>Cooperation games i.e. parachute games. Climbing – outdoor equipment Different ways of moving to be explored with children Changing for PE / Help individual children to develop good personal hygiene. Acknowledge and praise their efforts. Provide regular reminders about</p>	<p>Ball skills- throwing and catching. Crates play- climbing. Skipping ropes in outside area dance related activities Provide a range of wheeled resources for children to balance, sit or ride on, or pull and push.</p>	<p>Ball skills- aiming, dribbling, pushing, throwing and catching, patting, or kicking Ensure that spaces are accessible to children with varying confidence levels, skills and needs. Provide a wide range of activities to support a broad range of abilities. Dance / moving to music gymnastics ./ balance</p>	<p>Balance- children moving with confidence dance related activities Provide opportunities for children to, spin, rock, tilt, fall, slide and bounce. Use picture books and other resources to explain the importance of the different aspects of a healthy lifestyle.</p>	<p>Obstacle activities children moving over, under, through and around equipment Encourage children to be highly active and get out of breath several times every day. Provide opportunities for children to, pin, rock, tilt, fall, slide and bounce. Dance / moving to music</p>	<p>Races / team games involving gross motor movements dance related activities Allow less competent and confident children to spend time initially observing and listening, without feeling pressured to join in. Gymnastics /balance</p>
--	---	--	--	--	---

<p>thorough handwashing and toileting.</p>					
--	--	--	--	--	--

Literacy

It is crucial for children to develop **a life-long love of reading**. Reading consists of two dimensions: **language comprehension and word reading**. Language comprehension (necessary for both reading and writing) starts from birth. It only develops when adults talk with children about the world around them and the books (stories and non-fiction) they read with them, and **enjoy rhymes, poems and songs together**. Skilled word reading, taught later, involves both the speedy working out of the pronunciation of unfamiliar printed words (**decoding**) and the **speedy recognition of familiar printed words**. Writing involves **transcription** (spelling and handwriting) and composition (articulating ideas and structuring them in speech, before writing)

Reading: Comprehension- Developing a passion for reading

Children will have class Treasure Chest books in T1 and 2. Children will visit the library Weekly from T3

Annual Topic Planner

St Christopher's CE Primary

EYFS 2022-2023

<p>Joining in with rhymes and showing an interest in stories with repeated refrains. Environment print. Having a favourite story/rhyme. Understand the five key concepts about print: - print has meaning - print can have different purposes - we read English text from left to right and from top to bottom - the names of the different parts of a book Sequencing familiar stories through the use of pictures to tell the story. Recognising initial sounds. Name writing activities. Engage in extended conversations about stories, learning new vocabulary.</p>	<p>Retell stories related to events through acting/role play. Christmas letters/lists. Retelling stories using images / apps. Pie Corbett Actions to retell the story – Story Maps. Retelling of stories. Editing of storymaps and orally retelling new stories. Non-Fiction Focus Retelling of stories. Sequence story – use vocabulary of beginning, middle and end. Blend sounds into words, so that they can read short words made up of known letter– sound correspondences. Enjoys an increasing range of books</p>	<p>Making up stories with themselves as the main character. Encourage children to record stories through picture drawing/mark making. Read simple phrases and sentences made up of words with known letter–sound correspondences and, where necessary, a few exception words. Read a few common exception words matched to phonics scheme. .</p>	<p>Information leaflets about animals in the garden/plants and growing. Re-read books to build up their confidence in word reading, their fluency and their understanding and enjoyment. World Book Day Timeline of how plants grow. Uses vocabulary and forms of speech that are increasingly influenced by their experiences of books. They develop their own narratives and explanations by connecting ideas or events</p>	<p>Stories from other cultures and traditions Retell a story with actions and / or picture prompts as part of a group - Use story language when acting out a narrative. Rhyming words. Parents reading stories Can explain the main events of a story - Can draw pictures of characters/ event / setting in a story. May include labels, sentences or captions.</p>	<p>Can draw pictures of characters/ event / setting in a story Listen to stories, accurately anticipating key events & respond to what they hear with relevant comments, questions and reactions. Make predictions Beginning to understand that a non-fiction is a non-story- it gives information instead. Fiction means story. - Can point to front cover, back cover, spine, blurb, illustration, illustrator, author and title. Sort books into categories.</p>
--	---	--	---	---	---

Word Reading

<p>Phonic Sounds: Reading: Initial sounds, oral blending, CVC sounds, reciting know stories, listening to stories with attention and recall.</p>	<p>Phonic Sounds: Reading: Blending CVC sounds, rhyming, alliteration, knows that print is read from left to right. Spotting diagraphs in words.</p>	<p>Phonic Sounds: Reading: Rhyming strings, common theme in traditional tales, identifying characters and settings.</p>	<p>Phonic Sounds: Reading: Story structure- beginning, middle, end. Innovating and retelling stories to an audience, non-fiction books.</p>	<p>Phonic Sounds: Reading: Non-fiction texts, Internal blending, Naming letters of the alphabet. Distinguishing capital letters and lower case letters.</p>	<p>Phonic Sounds: Reading: Reading simple sentences with fluency. Reading CVCC and CCVC words confidently.</p>
--	--	---	---	---	--

<p>Help children to read the sounds speedily. This will make sound-blending easier Listen to children read aloud, ensuring books are consistent with their developing phonic knowledge</p>	<p>Show children how to touch each finger as they say each sound. For exception words such as ‘the’ and ‘said’, help children identify the sound that is tricky to spell.</p>	<p>Help children to become familiar with letter groups, such as ‘th’, ‘sh’, ‘ch’, ‘ee’ or ‘igh’. Provide opportunities for children to read words containing familiar letter groups: ‘that’, ‘shop’, ‘chin’, ‘feet’, ‘storm’, ‘night’.</p>	<p>Listen to children read some longer words made up of letter-sound correspondences they know: ‘rabbit’, ‘himself’, ‘jumping’. Children should not be required to use other strategies to work out words.</p>	<p>Note correspondences between letters and sounds that are unusual or that they have not yet been taught, such as ‘do’, ‘said’, ‘were’.</p>	<p>End of term assessments Transition work with Year 1 staff</p>
--	---	--	--	--	--

Writing

Texts may change due to children’s interests. Only ask children to write sentences when they have sufficient knowledge of letter-sound correspondences.

<p>Texts as a Stimulus: Nursery Rhymes Label characters Giraffes can’t Dance (Wishing tale) – Create an I wish picture / make marks Dominant hand, tripod grip, mark making, giving meaning to marks and labelling. Shopping lists. Writing initial sounds and simple captions. Use initial sounds to label characters / images. Silly soup. Names Labels. Captions, lists, diagrams and messages.</p>	<p>Texts as a Stimulus:The Little Red Hen (Journey story) Sequence the story Speech bubbles The Three Billy Goats Gruff (Defeat Monster) Create a wanted poster to catch the troll Name writing, labelling using initial sounds, story scribing. Retelling stories in writing area, instructions for porridge. Help children identify the sound that is tricky to spell. Sequence the story Write a sentence</p>	<p>Texts as a Stimulus: Owl Babies (Tale of Fear) CVC words / simple sentence writing using high frequency words The Sleepy Bumblebee (Cumulative) Labels and simple captions Mini beasts – Animal FactFile – Compare two animals Writing some of the tricky words such as I, me, my, like, to, the. Writing CVC words, Labels using CVC, CVCC, CCVC words. Guided writing based around developing short sentences in a meaningful context. Create a story board.</p>	<p>Texts as a Stimulus: Jack and the Bean stalk – retell parts of the story / repeated refrains / speech bubbles Hungry Caterpillar - (Cumulative) Describe foods / adjectives Healthy Food – My Menu / Bean Diary Creating own story maps, writing captions and labels, writing simple sentences. Writing short sentences to accompany story maps. Order the Easter story. Labels and captions – life cycles Recount – A trip to the park Character descriptions. Write 2 sentences</p>	<p>Texts as a Stimulus:Mr Gumpy’s Outing (Cumulative) Report about the animals falling into the water Handa’s Surprise (Journey story) Retell the story in own words / reverse the journey Describe each animals Write new version Writing recipes, lists. Writing for a purpose in role play using phonetically plausible attempts at words, beginning to use finger spaces. Form lower-case and capital letters correctly.</p>	<p>Texts as a Stimulus:Big Blue Whale (Information Text) Write facts about whales Write a postcard / diary writing My Holiday – recount Story writing, writing sentences using a range of tricky words that are spelt correctly. Beginning to use full stops, capital letters and finger spaces. Innovation of familiar texts Using familiar texts as a model for writing own stories. Character description – Rainbow Fish Write three sentences – B, M & E.</p>
---	--	--	--	--	--

				Rhyming words. Acrostic poems	
--	--	--	--	----------------------------------	--

Maths

Developing a **strong grounding in number** is essential so that all children develop the necessary **building blocks** to excel mathematically. Children should be able to **count confidently**, develop a deep understanding of the **numbers to 10**, the **relationships between** them and the patterns within those numbers. By providing frequent and varied opportunities to build and apply this understanding - such as using **manipulatives**, including small pebbles and tens frames for organising counting - children will develop a secure base of knowledge and vocabulary from which **mastery of mathematics** is built. In addition, it is important that the curriculum includes **rich opportunities for children to develop their spatial reasoning** skills across all areas of mathematics including shape, space and measures. It is important that children **develop positive attitudes and interests in mathematics**, look for **patterns and relationships**, spot **connections**, **‘have a go’**, **talk to adults** and peers about what they notice and not be afraid to make mistakes.

<p>Early Mathematical Experiences Counting rhymes and songs Classifying objects based on one attribute •Matching equal and unequal sets Comparing objects and sets. Subitising. •Ordering objects and sets / introduce manipulatives. Number recognition. 2D Shapes. Pattern and early number</p>	<p>Numbers within 6 Count up to six objects. One more or one fewer Order numbers 1 – 6 Conservation of numbers within six Addition and subtraction within 6 Explore zero • Explore addition and subtraction Measures Estimate, order compare, discuss and explore capacity, weight and lengths</p>	<p>Numbers within 10 Count up to ten objects Represent, order and explore numbers to ten One more or fewer, one greater or less Addition and subtraction within 10 Explore addition as counting on and subtraction as taking away Numbers within 15 Count up to 15 objects and</p>	<p>Grouping and sharing Counting and sharing in equal groups •Grouping into fives and tens Relationship between grouping and sharing Numbers within 20 Count up to 10 objects Represent, order and explore numbers to 15 One more or fewer Doubling and halving</p>	<p>Shape and pattern Describe and sort 2-D and 3-D shapes •Recognise, complete and create patterns Addition and subtraction within 20 Commutativity •Explore addition and subtraction Compare two amounts Relationship between doubling and halving Money Coin recognition and values</p>	<p>Depth of numbers within 20 Explore numbers and strategies •Recognise and extend patterns Apply number, shape and measures knowledge •Count forwards and backwards Numbers beyond 20 One more one less Estimate and count Grouping and sharing</p>
--	---	---	--	--	---

Annual Topic Planner

St Christopher's CE Primary

EYFS 2022-2023

Recognise, describe, copy and extend colour and size patterns •Count and represent the numbers 1 to3 •Estimate and check by counting. Recognise numbers in the environment. A number a week.	Shape and sorting Describe, and sort 2-D & 3- D shapes •Describe position accurately Calendar and time Days of the week, seasons Sequence daily events	recognise different representations •Order and explore numbers to 15 One more or fewer	Doubling and halving & the relationship between them	Combinations to total 20p. Change from 10p Measures. Describe capacities •Compare volumes •Compare weights. Estimate, compare and order lengths	
--	---	--	--	--	--

Understanding the world

RE / Festivals

Our RE Curriculum enables children to develop a positive sense of themselves and others and learn how to form positive and respectful relationships. They will begin to understand and value the differences of individuals and groups within their own community. Children will have opportunity to develop their emerging moral and cultural awareness.

Understanding the world involves guiding children to **make sense of their physical world and their community**. The frequency and range of children's personal experiences increases their knowledge and sense of the world around them – from visiting parks, libraries and museums to meeting important members of society such as police officers, nurses and firefighters. In addition, listening to a broad selection of stories, non-fiction, rhymes and poems will foster their understanding of our culturally, socially, technologically and ecologically diverse world. As well as building important knowledge, this extends their familiarity with words that support understanding across domains. Enriching and widening children's vocabulary will support later reading comprehension.

Identifying their family. Commenting on photos of their family; naming who they can see and of what relation they are to them. Can talk about what they do with their family and places they have been with their family. Can draw similarities and make comparisons between other families.	Can talk about what they have done with their families during Christmas' in the past. Show photos of how Christmas used to be celebrated in the past. Use world maps to show children where some stories are based. Use the Jolly Postman to draw information from a map	Listening to stories and placing events in chronological order. What can we do here to take care of animals in the jungle? Compare animals from a jungle to those on a farm. Explore a range of jungle animals. Learn	Trip to our local park (to link with seasons); discuss what we will see on our journey to the park and how we will get there. Introduce the children to recycling and how it can take care of our world. Look at what rubbish can do to our environment and animals. Create opportunities to discuss	Use Handa's Surprise to explore a different country. Discuss how they got to school and what mode of transport they used. Introduce the children to a range of transport and where they can be found. Look at the difference between transport in this	To understand where dinosaurs are now and begin to understand that they were alive a very long time ago. Learn about what a palaeontologist is and how they explore really old artefacts. Introduce Mary Anning as the first female to find a fossil.
---	---	--	---	--	--

Annual Topic Planner

St Christopher's CE Primary

EYFS 2022-2023

<p>Name and describe people who are familiar to them.</p> <p>Read fictional stories about families and start to tell the difference between real and fiction. Talk about members of their immediate family and community.</p> <p>Navigating around our classroom and outdoor areas. Create treasure hunts to find places/objects within our learning environment.</p> <p>Introduce children to different occupations and how they use transport to help them in their jobs.</p> <p>Listen out for and make note of children's discussion between themselves regarding their experience of past birthday celebrations.</p>	<p>and begin to understand why maps are so important to postmen.</p> <p>Share different cultures versions of famous fairy tales.</p> <p>To introduce children to a range of fictional characters and creatures from stories and to begin to differentiate these characters from real people in their lives.</p> <p>Stranger danger (based on Jack and the beanstalk). Talking about occupations and how to identify strangers that can help them when they are in need.</p>	<p>their names and label their body parts. Nocturnal Animals Making sense of different environments and habitats</p> <p>Use images, video clips, shared texts and other resources to bring the wider world into the classroom. Listen to what children say about what they see</p> <p>Listen to children describing and commenting on things they have seen whilst outside, including plants and animals.</p> <p>After close observation, draw pictures of the natural world, including animals and plants</p>	<p>how we care for the natural world around us.</p> <p>Can children make comments on the weather, culture, clothing, housing.</p> <p>Change in living things – Changes in the leaves, weather, seasons,</p> <p>Explore the world around us and see how it changes as we enter Summer. Provide opportunities for children to note and record the weather.</p> <p>Building a 'Bug Hotel'</p> <p>Draw children's attention to the immediate environment, introducing and modelling new vocabulary where appropriate.</p> <p>Encourage interactions with the outdoors to foster curiosity and give children freedom to touch, smell and hear the</p>	<p>country and one other country. Encourage the children to make simple comparisons.</p> <p>Use bee-bots on simple maps. Encourage the children to use navigational language.</p> <p>Can children talk about their homes and what there is to do near their homes?</p> <p>Look out for children drawing/painting or constructing their homes.</p> <p>Encourage them to comment on what their home is like. Show photos of the children's homes and encourage them to draw comparisons.</p> <p>Environments – Features of local environment Maps of local area Comparing places on Google Earth</p>	<p>Materials: Floating / Sinking – boat building Metallic / non-metallic objects</p> <p>Seasides long ago – Magic Grandad</p> <p>Share non-fiction texts that offer an insight into contrasting environments.</p> <p>Listen to how children communicate their understanding of their own environment and contrasting environments through conversation and in play.</p>
---	---	--	--	--	---

Annual Topic Planner

St Christopher's CE Primary

EYFS 2022-2023

			<p>natural world around them during hands-on experiences.</p> <p>Look for children incorporating their understanding of the seasons and weather in their play.</p> <p>Use the BeeBots</p>	<p>– how are they similar/different?</p> <p>Introduce the children to NASA and America.</p> <p>Introduce children to significant figures who have been to space and begin to understand that these events happened before they were born.</p> <p>Can children differentiate between land and water.</p> <p>Take children to places of worship and places of local importance to the community.</p>	
--	--	--	---	--	--

Annual Topic Planner

St Christopher's CE Primary

EYFS 2022-2023

<p>EYFS DRE: What makes people special? (Christianity, Judaism) + Creation F1 (Why is the word God so important to Christians?)</p> <p>Core – Why is the Word God so important to Christians? God as creator; what the Bible says and thanks giving Digging Deeper – How can we care for our wonderful world? God as creator; what the Bible says and animal welfare</p> <p>Which stories are special and why?</p> <p>Rosh Hashanah 7/9 Yom Kippur 16/9 Sukkot 21/9</p>	<p>RE EYFS UC : F2</p> <p>Incarnation (Why do Christians perform Nativity plays at Christmas?)</p> <p>Core – Why do Christians perform nativity plays at Christmas? The birthday of Jesus and how it is celebrated in society and church Digging Deeper – What makes every single person unique and precious? The life of Jesus with relationship to children; stories about lost and found</p> <p>Which people are special and why?</p> <p>All Saints Day Diwali, Hanukah, Christmas</p>	<p>EYFS DRE: Why do people celebrate? (Islam, Judaism).</p> <p>What times are special and why?</p> <p>Epiphany Ash Wednesday / Shrove Tuesday St David's Day Shivaratri</p>	<p>RE EYFS UC: Salvation (Why do Christians put a cross in the Easter garden?)</p> <p>Core – Why do Christians put a cross in an Easter Garden? Palm Sunday and other key events in Holy Week; acknowledgment of wrong-doing Digging Deeper – How can we help others when they need it? Good Samaritan and the concept of forgiveness, prayer and reflection</p> <p>What times are special and why?</p> <p>Holi Palm Sunday Passover Easter Start of Ramadan</p>	<p>EYFS DRE: What can we learn from stories? (Buddhism, Christianity, Islam, Hinduism, Sikhism).</p> <p>Being special: where do we belong?</p> <p>Eid Shavuot</p>	<p>EYFS DRE: What makes places special? (Christianity, Islam, Judaism).</p> <p>What is special about our world? Summer Solstice</p>
<p align="center">Expressive Arts and Design</p> <p><i>Painting, 3D modelling, messy play, collage, cutting, drama, roleplay, threading, moving to music, clay sculptures, following music patterns with instruments, singing songs linked to topics, making instruments, percussion. Children to explain their work to others. Children will have opportunities to learn and perform songs, nursery rhymes and poetry linked to their work / interests and passions</i></p>					

Annual Topic Planner

St Christopher's CE Primary

EYFS 2022-2023

The development of children's artistic and cultural awareness supports **their imagination and creativity**. It is important that children have regular opportunities to **engage with the arts**, enabling them to explore and play with a wide range of **media and materials**. The quality and variety of what children see, hear and participate in is crucial for developing their understanding, **self-expression, vocabulary and ability to communicate through the arts**. The frequency, repetition and depth of their experiences are fundamental to their progress in interpreting and appreciating what they hear, respond to and observe. Give children an insight into new musical worlds. Invite musicians in to play music to children and talk about it. Encourage children to listen attentively to music. Discuss changes and patterns as a piece of music develops.

<p>Join in with songs; beginning to mix colours, join in with role play games and use resources available for props; build models using construction equipment. Sing call-and-response songs, so that children can echo phrases of songs you sing. Self-portraits, junk modelling, take picture of children's creations and record them explaining what they did. Julia Donaldson songs. Exploring sounds and how they can be changed, tapping out of simple rhythms. Provide opportunities to work together to develop and realise creative ideas.</p>	<p>Use different textures and materials to make houses for the three little pigs and bridges for the Three Billy Goats Listen to music and make their own dances in response. Castle models Firework pictures, Christmas decorations, Christmas cards, Divas, Christmas songs/poems. The use of story maps, props, puppets & story bags will encourage children to retell, invent and adapt stories. Role Play Party's and Celebrations Role Play of The Nativity</p>	<p>Rousseau's Tiger / animal prints / Designing homes for hibernating animals. Collage owls / symmetrical butterflies Children will be encouraged to select the tools and techniques they need to assemble materials that they are using e.g creating animal masks. Making lanterns, Chinese writing, puppet making, Chinese music and composition Shadow Puppets Teach children different techniques for joining materials, such as how to use adhesive tape and different sorts of glue.</p>	<p>Make different textures; make patterns using different colours Children will explore ways to protect the growing of plants by designing scarecrows. Collage-farm animals / Making houses. Pastel drawings, printing, patterns on Easter eggs, Life cycles, Flowers-Sun flowers Mother's Day crafts Easter crafts Home Corner role play Artwork themed around Eric Carle / The Seasons – Art Provide a wide range of props for play which encourage imagination.</p>	<p>Design and make rockets. Design and make objects they may need in space, thinking about form and function. Learn a traditional African song and dance and perform it / Encourage children to create their own music. Junk modelling, houses, bridges boats and transport. Exploration of other countries – dressing up in different costumes. Retelling familiar stories. Creating outer of space Pictures. Provide children with a range of materials for children to construct with.</p>	<p>Sand pictures / Rainbow fish collages Lighthouse designs Paper plate jellyfish Puppet shows: Provide a wide range of props for play which encourage imagination. Salt dough fossils Water pictures, collage, shading by adding black or white, colour mixing for beach huts, making passports. Colour mixing – underwater pictures. Father's Day Crafts</p>
---	---	--	--	---	--

Early Learning Goals – for the end of the year - Holistic / best fit Judgement!

ELG: Listening, Attention and Understanding	ELG: Self-Regulation	ELG: Gross Motor Skills	ELG: Comprehension	ELG: Number	ELG: Past and Present	ELG: Creating with Materials
--	-----------------------------	--------------------------------	---------------------------	--------------------	------------------------------	-------------------------------------

Annual Topic Planner

St Christopher's CE Primary

EYFS 2022-2023

<p>Listen attentively and respond to what they hear with relevant questions, comments and actions when being read to and during whole class discussions and small group interactions</p> <p>Make comments about what they have heard and ask questions to clarify their understanding</p> <p>Hold conversation when engaged in back-and-forth exchanges with their teacher and peers</p> <p>ELG: Speaking</p> <p>Participate in small group, class and one-to-one discussions, offering their own ideas, using recently introduced vocabulary.</p> <p>Offer explanations for why things might happen, making use</p>	<p>Show an understanding of their own feelings and those of others, and begin to regulate their behaviour accordingly.</p> <p>Set and work towards simple goals, being able to wait for what they want and control their immediate impulses when appropriate.</p> <p>Give focused attention to what the teacher says, responding appropriately even when engaged in activity, and show an ability to follow instructions involving several ideas or actions.</p> <p>ELG: Managing Self</p> <p>Be confident to try new activities and show independence, resilience and</p>	<p>Negotiate space and obstacles safely, with consideration for themselves and others.</p> <p>Demonstrate strength, balance and coordination when playing.</p> <p>Move energetically, such as running, jumping, dancing, hopping, skipping and climbing.</p> <p>ELG: Fine Motor Skills</p> <p>Hold a pencil effectively in preparation for fluent writing – using the tripod grip in almost all cases.</p> <p>Use a range of small tools, including scissors, paint brushes and cutlery.</p> <p>Begin to show accuracy and care when drawing.</p>	<p>Demonstrate understanding of what has been read to them by retelling stories and narratives using their own words and recently introduced vocabulary.</p> <p>Anticipate – where appropriate – key events in stories.</p> <p>Use and understand recently introduced vocabulary during discussions about stories, non-fiction, rhymes and poems and during role-play.</p> <p>ELG: Word Reading</p> <p>Say a sound for each letter in the alphabet and at least 10 digraphs.</p> <p>Read words consistent with their phonic knowledge by sound-blending.</p> <p>Read aloud simple sentences and books that are consistent</p>	<p>Have a deep understanding of number to 10, including the composition of each number;</p> <p>Subitise (recognise quantities without counting) up to 5; - Automatically recall (without reference to rhymes, counting or other aids) number bonds up to 5 (including subtraction facts) and some number bonds to 10, including double facts.</p> <p>ELG: Numerical Patterns</p> <p>Verbally count beyond 20, recognising the pattern of the counting system; - Compare quantities up to 10 in different contexts, recognising when one quantity is greater than, less than or the same as the other quantity.</p>	<p>Talk about the lives of the people around them and their roles in society.</p> <p>Know some similarities and differences between things in the past and now, drawing on their experiences and what has been read in class.</p> <p>Understand the past through settings, characters and events encountered in books read in class and storytelling.</p> <p>ELG: People, Culture and Communities</p> <p>Describe their immediate environment using knowledge from observation, discussion, stories, non-fiction texts and maps.</p> <p>Know some similarities and</p>	<p>Safely use and explore a variety of materials, tools and techniques, experimenting with colour, design, texture, form and function.</p> <p>Share their creations, explaining the process they have used; - Make use of props and materials when role playing characters in narratives and stories.</p> <p>ELG: Being Imaginative and Expressive</p> <p>Invent, adapt and recount narratives and stories with peers and their teacher.</p> <p>Sing a range of well-known nursery rhymes and songs; Perform songs, rhymes, poems and stories with others, and – when appropriate – try to</p>
---	---	--	---	---	---	---

Annual Topic Planner

St Christopher's CE Primary

EYFS 2022-2023

<p>of recently introduced vocabulary from stories, non-fiction, rhymes and poems when appropriate. Express their ideas and feelings about their experiences using full sentences, including use of past, present and future tenses and making use of conjunctions, with modelling and support from their teacher.</p>	<p>perseverance in the face of challenge.</p> <p>Explain the reasons for rules, know right from wrong and try to behave accordingly.</p> <p>Manage their own basic hygiene and personal needs, including dressing, going to the toilet and understanding the importance of healthy food choices.</p> <p>ELG: Building Relationships Work and play cooperatively and take turns with others.</p> <p>Form positive attachments to adults and friendships with peers;</p> <p>Show sensitivity to their own and to others' needs.</p>		<p>with their phonic knowledge, including some common exception words.</p> <p>ELG: Writing</p> <p>Write recognisable letters, most of which are correctly formed. Spell words by identifying sounds in them and representing the sounds with a letter or letters.</p> <p>Write simple phrases and sentences that can be read by others.</p>	<p>Explore and represent patterns within numbers up to 10, including evens and odds, double facts and how quantities can be distributed equally.</p>	<p>differences between different religious and cultural communities in this country, drawing on their experiences and what has been read in class.</p> <p>Explain some similarities and differences between life in this country and life in other countries, drawing on knowledge from stories, non-fiction texts and – when appropriate – maps.</p> <p>ELG: The Natural World</p> <p>Explore the natural world around them, making observations and drawing pictures of animals and plants.</p> <p>Know some similarities and differences between the natural world around them and contrasting environments,</p>	<p>move in time with music.</p>
---	---	--	--	--	---	---------------------------------

Annual Topic Planner

St Christopher's CE Primary

EYFS 2022-2023

						<p>drawing on their experiences and what has been read in class.</p> <p>Understand some important processes and changes in the natural world around them, including the seasons and changing states of matter.</p>
Assessment opportunities						
<p>Analyse Pre-school Assessments</p> <p>In-house - Baseline data on entry</p> <p>National Baseline data by end of term</p> <p>Set up Target Tracker</p> <p>Phonic Intervention groups</p> <p>Target Tracker data</p> <p>KIRFS</p>	<p>On going assessments</p> <p>Baseline analysis</p> <p>Pupil progress meetings</p> <p>Target Tracker data</p> <p>KIRFS</p>	<p>On going assessments</p> <p>GLD Projections for EOY</p> <p>Target Tracker data</p> <p>KIRFS</p>	<p>On going assessments</p> <p>Pupil progress meetings</p> <p>Target Tracker data</p> <p>KIRFS</p>	<p>On going assessments</p> <p>Target Tracker data</p> <p>KIRFS</p>	<p>On going assessments</p> <p>Pupil progress meetings</p> <p>Reports</p> <p>KIRFS</p> <p>EOY data</p>	
Parental involvement						
<p>Phonics/reading workshop</p> <p>Maths workshop</p> <p>Parents</p>	<p>Nativity</p>					<p>Parent's seaside picnic</p>

