



























St Christopher's School Curriculum Map

	<p style="text-align: center;">Autumn Term Drawing and Sketchbooks</p>	<p style="text-align: center;">Spring Term Paint, Surface and Texture</p>	<p style="text-align: center;">Summer Term 3D Making, Collaboration, Community</p>
<p style="text-align: center;">Years 1 & 2 (Year A)</p>	<p style="text-align: center;"><u>Spirals</u> Using drawing, collage and mark-making to explore spirals. Introducing sketchbooks.</p>	<p style="text-align: center;"><u>Inspired by Flora & Fauna</u> Explore how artists make art inspired by flora and fauna. Make collages of MiniBeasts and display as a shared artwork.</p>	<p style="text-align: center;"><u>Be An Architect</u> Exploring architecture and creating architectural models.</p>
<p style="text-align: center;">Artists</p>	<p style="text-align: center;">Molly Haslund</p> 	<p style="text-align: center;">Eric Carle</p> 	<p style="text-align: center;">Hundertwasser, Zaha Hadid</p> 
<p style="text-align: center;">Years 1 & 2 (Year B)</p>	<p style="text-align: center;"><u>Explore & Draw</u> Introducing the idea that artists can be collectors & explorers as they develop drawing and composition skills. <i>Option 1: Wax Resist Leaves</i></p>	<p style="text-align: center;"><u>Simple Printmaking</u> Explore simple ways to make a print. Use line, shape, colour and texture to explore pattern, sequencing and symmetry. <i>Option 1: Plasticine</i></p>	<p style="text-align: center;"><u>Stick Transformation Project</u> Explore how you can transform a familiar object into new and fun forms.</p>
<p style="text-align: center;">Artists</p>	<p style="text-align: center;">Andy Goldsworthy, Alice Fox</p> 	<p style="text-align: center;">No focus artist</p>	<p style="text-align: center;">Chris Kenny</p> 

	Autumn Term Drawing and Sketchbooks	Spring Term Paint, Surface and Texture	Summer Term 3D Making, Collaboration, Community
Years 3 & 4 (Year A)	<p><u>Gestural Drawing with Charcoal</u> Making loose, gestural drawings with charcoal, and exploring drama and performance.</p>	<p><u>Working with Shape and Colour</u> “Painting with Scissors”: Collage and stencil in response to looking at artwork. <i>Options: Bayeux Tapestry, working with stencils</i></p>	<p><u>Telling Stories Through Making</u> Explore how artists are inspired by other art forms – in this case how we make sculpture inspired by literature and film. <i>Options: Modroc/clay</i></p>
Artists	<p>Degas</p> 	<p>Matisse, Romare Bearden</p> 	<p>Rosie Hurley, Quintin Blake</p> 
Years 3 & 4 (Year B)	<p><u>Storytelling Through Drawing</u> Explore how artists create sequenced drawings to share and tell stories. Create accordion books or comic strips to retell poetry or prose through drawing. <i>Option 1: Jabberwocky</i></p>	<p><u>Cloth, Thread, Paint</u> Explore how artists combine media to create work in response to landscape. Use acrylic and thread to make a painted and stitched piece.</p>	<p><u>Sculpture, Structure, Inventiveness & Determination</u> What can artists learn from nature?</p>
Artists	<p>Laura Carlin, Shaun Tan</p> 	<p>Alice Kettle, Hannah Rae</p> 	<p>Marcus Coates</p> 

	<p>Autumn Term Drawing and Sketchbooks</p>	<p>Spring Term Paint, Surface and Texture</p>	<p>Summer Term 3D Making, Collaboration, Community</p>
<p>Years 4 & 5 (Year A)</p>	<p>Typography & Maps Exploring how we can create typography through drawing and design, and use our skills to create personal and highly visual maps.</p>	<p>Mixed Media Land & City Scapes Explore how artists use a variety of media to capture spirit of the place.</p>	<p>Set Design Explore creating a model set for theatre or animation inspired by poetry, prose, film or music. <i>Option 1: Theatre set design</i></p>
<p>Artists</p>	<p>Louise Fili, Grayson Perry, Chris Kenny</p> 	<p>Vanessa Gardiner, Shoreditch Sketcher, Kittie Jones</p> 	<p>Rae Smith</p> 
<p>Years 4 & 5 (Year B)</p>	<p>Exploring Still Life Explore artists working with the genre of still life, contemporary and more traditional. Create your own still life inspired art work. <i>Option: Photography and composition</i></p>	<p>Making Monotypes Combine the monotype process with painting and collage to make visual poetry zines.</p>	<p>Architecture: Dream Big or Small? Explore the responsibilities architects have to design us a better world. Make your own architectural model.</p>
<p>Artists</p>	<p>Cezanne</p> 	<p>Kevork Mourad</p> 	<p>Shoreditch Sketcher, Various Architects</p> 

	<p>Autumn Term Drawing and Sketchbooks</p>	<p>Spring Term Paint, Surface and Texture</p>	<p>Summer Term 3D Making, Collaboration, Community</p>
<p>Years 5 & 6 (Year A)</p>	<p>2D Drawing to 3D Making Explore how 2D drawings can be transformed to 3D objects. Work towards a sculptural outcome or a graphic design outcome. <i>Option 2: Graphic Design pathway</i></p>	<p>Activism Explore how artists use their skills to speak on behalf of communities. Make art about things you care about. <i>Option 1: Make a poster</i></p>	<p>Shadow Puppets Explore how traditional and contemporary artists use cutouts and shadow puppets.</p>
<p>Artists</p>	<p>Claire Harrup</p> 	<p>Luba Lukova, Faith Ringgold, Shepard Fairey</p> 	<p>Lotte Reiniger</p> 
<p>Years 5 & 6 (Year B)</p>	<p>Fashion Design Explore contemporary fashion designers and create your own 2d or 3d fashion design working to a brief.</p>	<p>Exploring Identity Discover how artists use layers and juxtaposition to create artwork which explores identity. Make your own layered portrait.</p>	<p>Take a Seat Explore how craftspeople and designers bring personality to their work.</p>
<p>Artists</p>	<p>Pyer Moss, Tatyana Antoun</p> 	<p>Njideka Akunyili Crosby, Yinka Shonibare, Thandiwe Muriu</p> 	<p>Yinka Ilori</p> 

